



例图型号: C600M



■ AC Power Cord Type

AC Power Cord	2/3 pin Euro	2/3 pin USA	2/3 Pin China	2/3 pin UK	2/3 pin AU	2/3 pin JP	2/3 pin KR	2/3 pin IN	3 pin South Africa	IEC320-C13/C5
Yes/No	yes	yes	yes	yes	yes	yes	yes	yes	yes	yes

■ KRECO Part List

Type	Basic Model (full range)	With OLED display (full range)	Version (input 200-264v)	IP67 Waterproof (full range)	Version (output >48V)
KRECO P/N	C600	C600B	C600N-V1	C600N-V2	C600M-V5

intelligent power solutions

■ Features

- Charger for lead-acid batteries (Flooded, Gel, and AGM) and Li-Ion batteries (lithium iron, lithium manganese and lithium nickel cobalt manganese) (Note. 1)
- AC voltage range 180 ~ 264VAC or 90 ~ 132VAC, or AC input range selected by switch
- Multi-stages smart charging characteristic
- Protections: Short circuit /Overload /Over voltage /Low voltage /Over temperature /Over current /Reverse polarity /Timing /Fully charged shut down /No leaking current drain out of the battery
- High efficiency, Maximum efficiency can be up to 93%
- Class I power, portable type
- Fan cooling with anti-dust mesh
- 2 color LED loading indicator
- M type Embed MCU intelligent control, RS485 and CAN2.0B communication for option, OLED display for option, it shows voltage, current, time and SOC percent
- No spark DC plug design when the DC connector plugs into or unplugs from the battery
- No spark design when short circuit protection
- Active zero voltage battery charge input port

■ Applications

- Electric vehicles/ Electric bikes

- Cleaning machines/ Vacuums
- Drone/ Aerospace/Robot
- Agricultural equipment/Motorcycles
- Scooters/ RC boat/Electric toys
- Cars/ Buses/Electric tool
- Libraries/ Hospitals
- Fire departments/ Telecommunications
- Industry Consumer electronic devices



■ Output Specifications

(Standard):

Output	Nominal DC Voltage	12V	24V	36V	48V	60V	72V	84V	96V
	Float/Boost Charge Voltage	14.6~16.8V	25.2~29.4V	42~43.8V	54.6~58.8V	67.2~71.4V	75V~89V	90V~110V	111~135V
	Rated Current (at 220VAC)	25A	18A	13A	13A	8A	6A	4A	3A
	Rated Current (at 110VAC)	25A	18A	13A	13A	6A	6A		
	Part List (reference)	12.6v/15-25A	25.2v/12-18A	42v/8-13A	50.4v/6-13A	67.2v/5-8A	84v/4-6A	100.8v/4A	126v/3A
		14.6v/16-25A	29.2v/12-18A	43.8v/7-13A	54.6v/6-13A	71.4v/5-8A	72v/5-6A	109.2/4A	134.4v/3A
		16.8v/16-25A	29.4v/12-18A	48v/7A	58.4v/6-13A	73.5v/5-8A		117.6v/4A	
LED Indicator	Rated Power	420W	530W	570W	765W	588W	432W	470W	403W
	LED Indicator	CC and CV Charging current > Rated current * 10%: RED ; CV Charging current <= Rated current * 10%: GREEN							

■ Technical Specifications

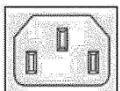
Input	Voltage Range	180~264VAC or 90~132VAC or Selected by switch
	Frequency Range	47~63HZ
	Power Factor	0.65 at 230VAC
	Efficiency	92%
	AC Current	3A/220VAC
	Inrush Current	Cold Start < 60A
	Leakage Current	<3.5ma/240VAC
Protections	Short Circuit	RED LED Fast Flashing and shut down output voltage; Recovers automatically after fault condition is removed.
	Reverse Polarity	
	Low Voltage	

	Over Current	Shut down output voltage, re-power on to recover.
	Over Voltage	
	Over Load	
	Over Temperature	85°C±10°C(RTH2), automatically derate charge current to half max rated current.
Interface	RS485, CAN2.0B	For option, customized (N type)
	OLED Display	For option, voltage, current, charging time, SOC percent (N type)
	UART	Baud rate: 9600bps, 8 data bits, no parity, 1 Stop Bit
Environment	Working Temp.	-30°C~+60°C
	Working Humidity	20~90% TH non-condensing
	Storage Temp.	-40°C~+85°C,
	Humidity	10~95% TH

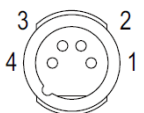
Safety & EMC	Safety Standards	UL1012, EN/IEC60335, TUV EN62368, PSE J62368 KC K62368
	Withstand Voltage	I/P-O/P:1.8KVAC, I/P-FG:1.8KVAC, O/P-FG:0.5KVAC
	Isolation Resistance	I/P-O/P, I/P-FG, O/P-FG: 100M Ohms/500VDC/25 °C/70% RH
	EMC Emission	Compliance to EN55032 (CISPR32) Class B, EN62233, EN61000-3-2,-3, EAC TP TC 020
	EMC Immunity	Compliance to EN61000-4-2,3,4,5,6,8,11, EN55014, light industry level, criteria A, EAC TP TC 02
Others	Dimension(mm)	137*90*50 (L*W*H); 280*130*86 (L*W*H)(IP67)
	Packing	1Kg; pcs/ Kgs/ CBM

■ Pin Assignment


DC output connector (Standard):

IEC320-C13		
	PIN NO.	OUTPUT
	N	+V
	L	-V

DC output connector (Optional):

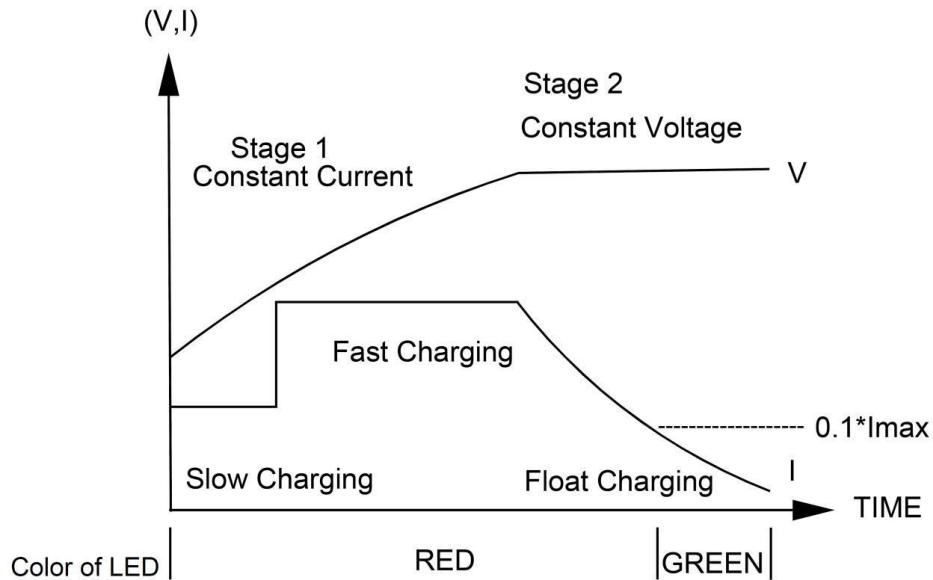
4pin XLR UNICABLE 89M103-4P or equivalent		
	PIN NO.	OUTPUT
	1,2	+V
	3,4	-V

DC output connector (Optional):

AD1 [housing: Anderson 1327FP(red), 1327G6FP(black) contacts: Anderson 261G2 (45A) or equivalent]		
Red(+V)		Black(-V)

*Note: -V connected to AC FG

■ Charging Curve



*Note: This charging curve is for Li-Ion battery.

■ Notes

- (1) Modification for charger specification may be required for different battery specification.
Please contact battery vendor and KRECO for detail.
- (2) All parameters NOT specially mentioned are measured at 230VAC input, rated load and 25°C ambient temperature.
- (3) xxx for Output voltage and yyy for output current, what you are going to order, please must specify to sales.
- (4) M for it with OLED display; V for upgrade version.
- (5) Safety model number differs from the order number, part number, and shape number as per respective OEM/ODM factories.

Disclaimer: Kreco is not responsible for any error, and reserves the right to make changes without notice.

Please visit our website at <http://charger.kreco.com.cn> for the most up-to-date specifications and quotation by contact us.